

SCHEMA DI MONTAGGIO/assembling scheme

KIT 2 STAFFE PER ATTACCO TRAVI SU PORTA-CPU

kit 2 stirrups for fixing beams with CPU-holder

ART.725CODICE
code **777 700 583**DISEGNO
drawing **SM 52003**DATA
date 12-05-2010PAGINA
page 1/1INDICE DI REVISIONE N°
last revision no **1**DATA REVISIONE
last date **12/09/2012**

CODE	COLOUR	CODE	Ø x L	COLOUR
407002419	ARGENTO silver	506225308	6MA x 30	ZINCATA
			6MA x 1 3/16" - Zinc Plated	



x 2



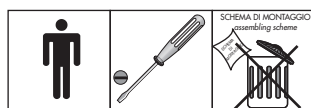
TB/X



L

Ø

x 4

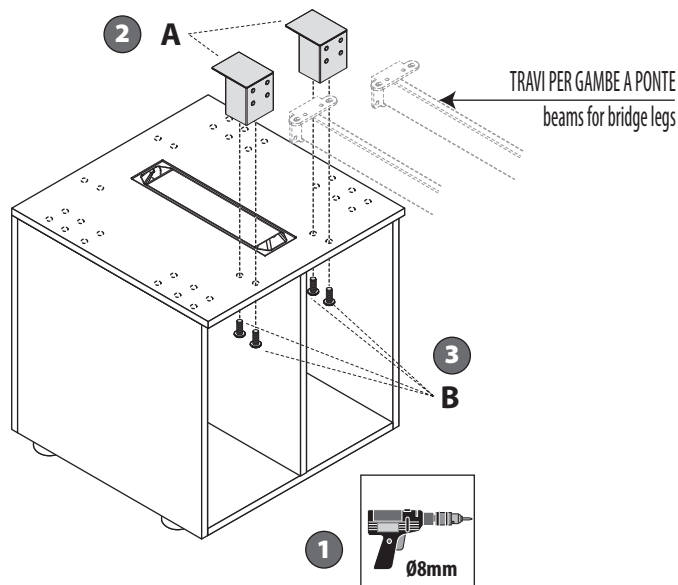
SCHEMA DI MONTAGGIO
assembling scheme

**N.B. PER IL MONTAGGIO
SEGUIRE LE FASI NUMERATE**
assemble following the numbered phases

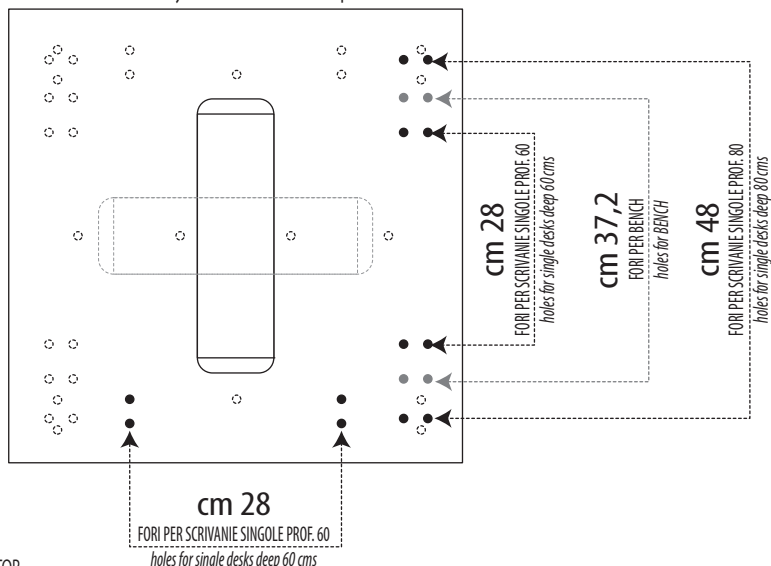
N.B. IL TOP DEL PORTA-CPU PUO' ESSERE MONTATO CON IL PASSACAVI

ORIZZONTALE O VERTICALE

att.: the top of the CPU-holder can be assembled
with the cable-way in horizontal or vertical position



PER FISSARE LE STAFFE SFONDARE LE PREFORATURE SOTTO IL TOP
break the bottom of the perforations on the TOP

**SCHEMA FISSAGGIO STAFFE SU MOBILI DI SERVIZIO****fixing scheme stirrups on service units**

TRAVI ESTERNE BENCH PROF. CM 185,2
external beams bench deep 185,2 cms

cm 153,2

TRAVI ESTERNE BENCH PROF. CM 165,2
external beams bench deep 165,2 cms

cm 133,2

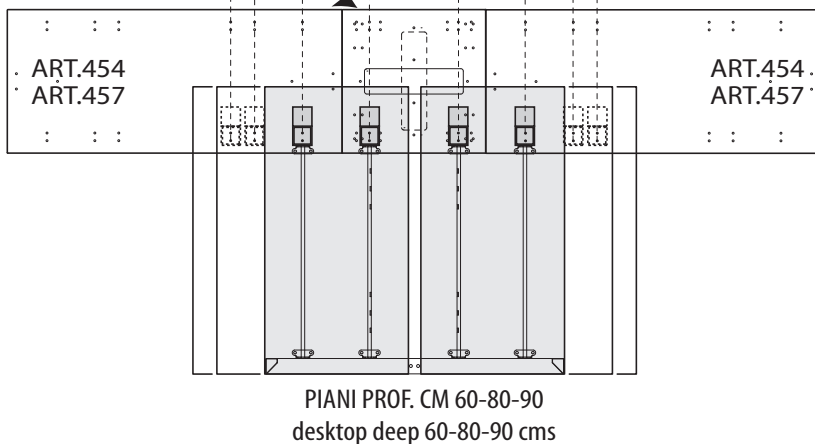
TRAVI ESTERNE BENCH PROF. CM 125,2
external beams bench deep 125,2 cms

cm 93,2

TRAVI CENTRALI BENCH
central beams bench

cm 37,2

ART.458-468



TRAVI ESTERNE BENCH PROF. CM 185,2
external beams bench deep 185,2 cms

cm 153,2

TRAVI ESTERNE BENCH PROF. CM 165,2
external beams bench deep 165,2 cms

cm 133,2

TRAVI ESTERNE BENCH PROF. CM 125,2
external beams bench deep 125,2 cms

cm 93,2

TRAVI CENTRALI BENCH
central beams bench

cm 37,2